

SPEAKER


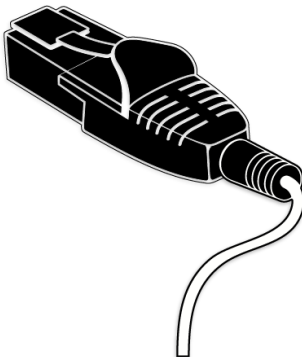
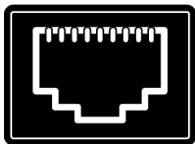
Quickstart Guide



1

Connect your Speaker


Plug-in your Speaker unit and connect it to the network



2

Find your unit


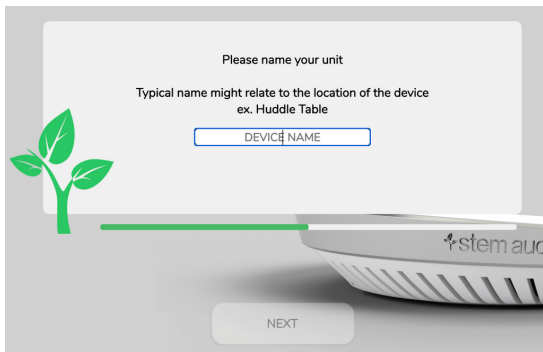
Identify the Speaker unit you want on the network & select it via the Stem ecosystem platform



3

Name your unit

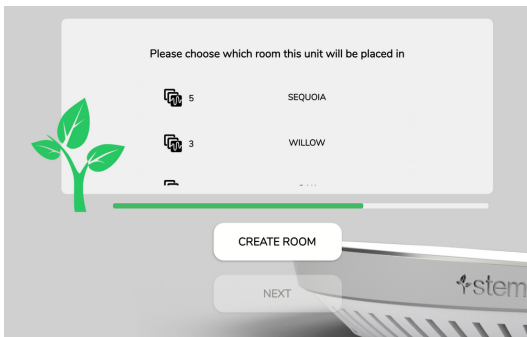
Give your Speaker unit a name
(Ex. Medium Conference Room
-Speaker 1)



4

Give it a home

Create a new room or choose which room this unit Speaker be placed in via the Stem ecosystem platform



Need some help?

Email: customerservice@stemaudio.com

Telephone: (949) 877-STEM (7836)

Product User Manuals: stemaudio.com/manuals



STEM ECOSYSTEM